



2024 annual report to the Community

Whyalla Town Primary School

Whyalla Town Primary School number: 478

Partnership: Whyalla

School principal:

Meleika Hobba

A handwritten signature in black ink, appearing to read 'Meleika Hobba', is written over a white rectangular background.

Date of endorsement:

05/02/2025



Government
of South Australia
Department for Education

Context Statement

Whyalla Town Primary School caters for students from R-6. At the time of this report, the enrolment in 2024 is 337. Whyalla Town Primary School is classified as Category 4 on the Department for Education Index of Educational Disadvantage. At the time of this report, the school population includes 4% Aboriginal students, 12% students with disabilities, 2% children/young people in care. Further information about the school is available on the school's website (including its context statement), as well as the My School website.

Data Source: Department for Education data holdings from Mid census captured in AUGUST 2024.

Governing Council Report

Throughout 2024, we have been fortunate to host several well-known fundraising events alongside the introduction of exciting new initiatives. Traditional favourites such as the Mother's Day and Father's Day stalls, the 'Amazing Race,' and the annual Fun Run continued to be well-received by our community. Moreover, we were thrilled to host the highly popular and successful Cookie Dough fundraiser, which received overwhelming support from our school community. These events would not have been possible without the remarkable dedication of our volunteers and the unwavering support from our community.

Our canteen and Out of School Hours Care program (OSHC) continue to provide invaluable service to our school community. We extend our heartfelt appreciation to our Canteen Manager and her team for their unwavering commitment to serving our students with exceptional, high-quality food each week. We are incredibly grateful to both our Directors, along with their dedicated team, for providing invaluable support to our families through the OSHC program. In 2025, our primary focus will continue to be on the ongoing challenge of recruiting qualified staff to maintain this essential service.

Our commitment to enhancing the school environment continued to provide positive results this year, as evident through the addition of a new sports shed on the oval and the development of a sandpit area in the junior primary area. These ongoing improvements are a testament to Governing Council's dedication to providing the best possible facilities for our students and staff.

In 2024, the rebranding initiative continued to progress, resulting in the approval of new school uniforms. This exciting development will be reflected in the phased introduction of updated t-shirts and jumpers for students starting in 2025.

The accomplishments of the Governing Council this year would not have been possible without the unwavering dedication and support of my fellow councillors. I am immensely grateful for their invaluable contributions. Additionally, I would like to extend my appreciation to my fellow councillors for their continued commitment and assistance in ensuring the success of our endeavours. As I step away from the role as Chairperson, I am grateful to have worked alongside such exceptional individuals. Their dedication and commitment have been integral to our school's progress, and I am confident that under their continued guidance, the school will continue to flourish. It has been an honour to serve in this capacity, and I look forward to witnessing the school's ongoing success.

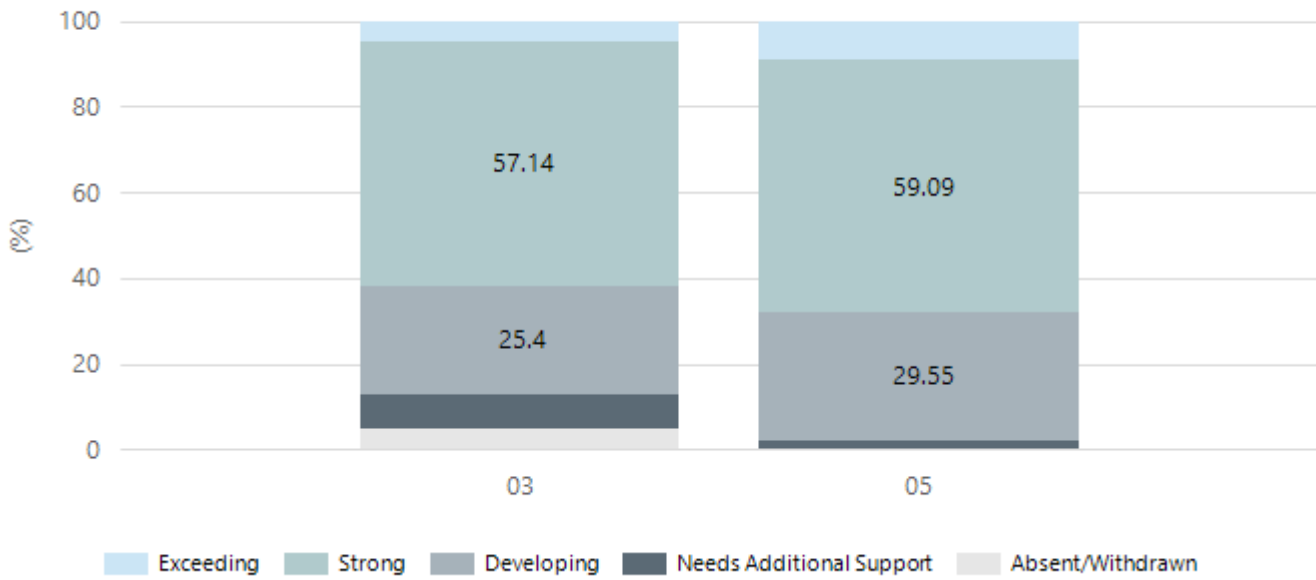
Lauren Shivvaan
Chairperson, Whyalla Town Primary School Governing Council

Performance Summary

NAPLAN Proficiency

In 2023 the Australian Curriculum, Assessment and Reporting Authority (ACARA) - a Commonwealth Independent statutory authority - announced changes to NAPLAN performance reporting. The new approach replaces the previous numerical NAPLAN bands and the national minimum standard.

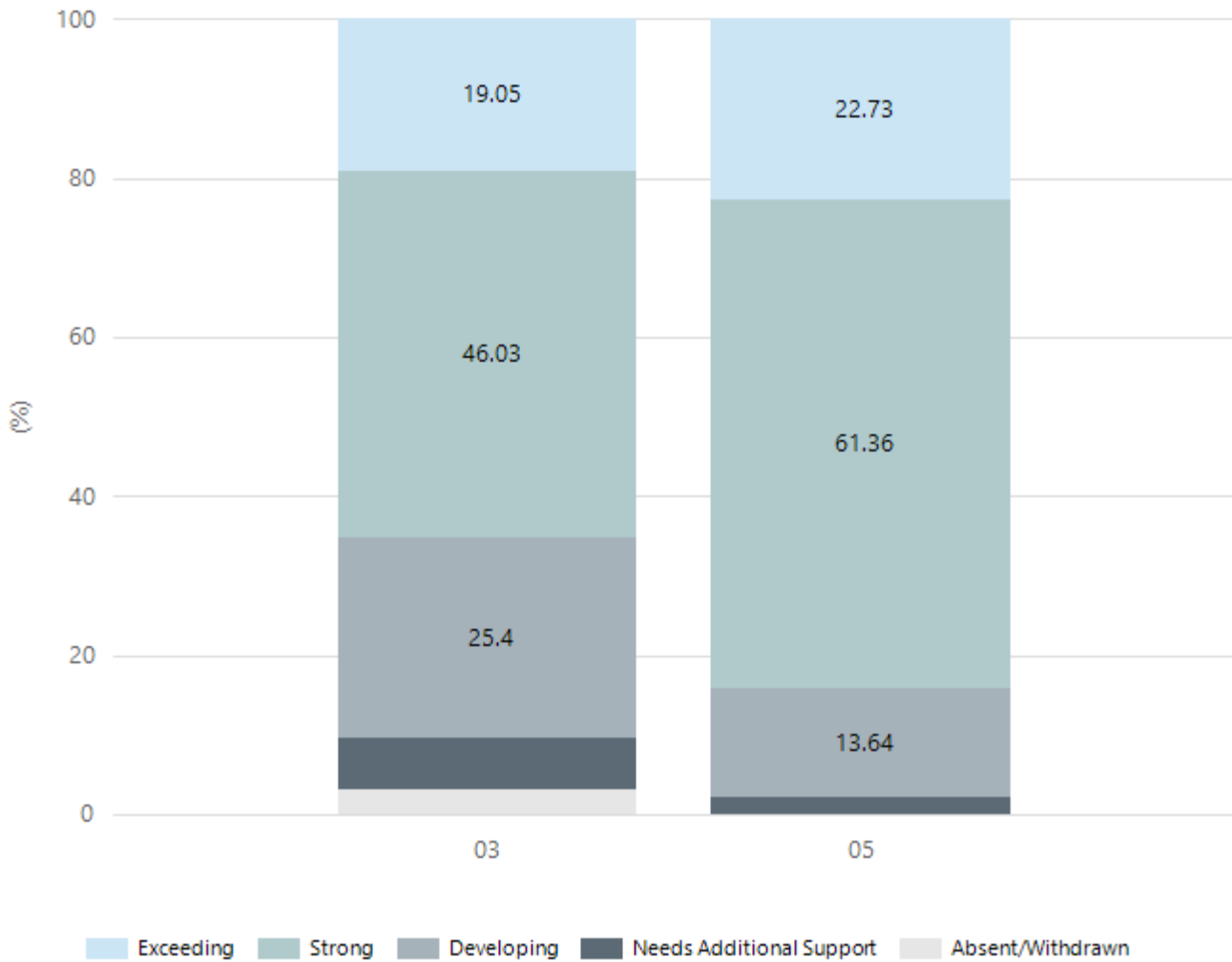
Numeracy



Year Level	03	05
Exceeding	3	4
Strong	36	26
Developing	16	13
Needs Additional Support	5	1
Absent/Withdrawn	3	
Total	63	44

Data Source: Department for Education Assessment Data Holdings, 2024. If there are less than 6 students who sat NAPLAN in a school, no information will be shown. If a year level has less than 6 students, that year level will not be shown in NAPLAN results.

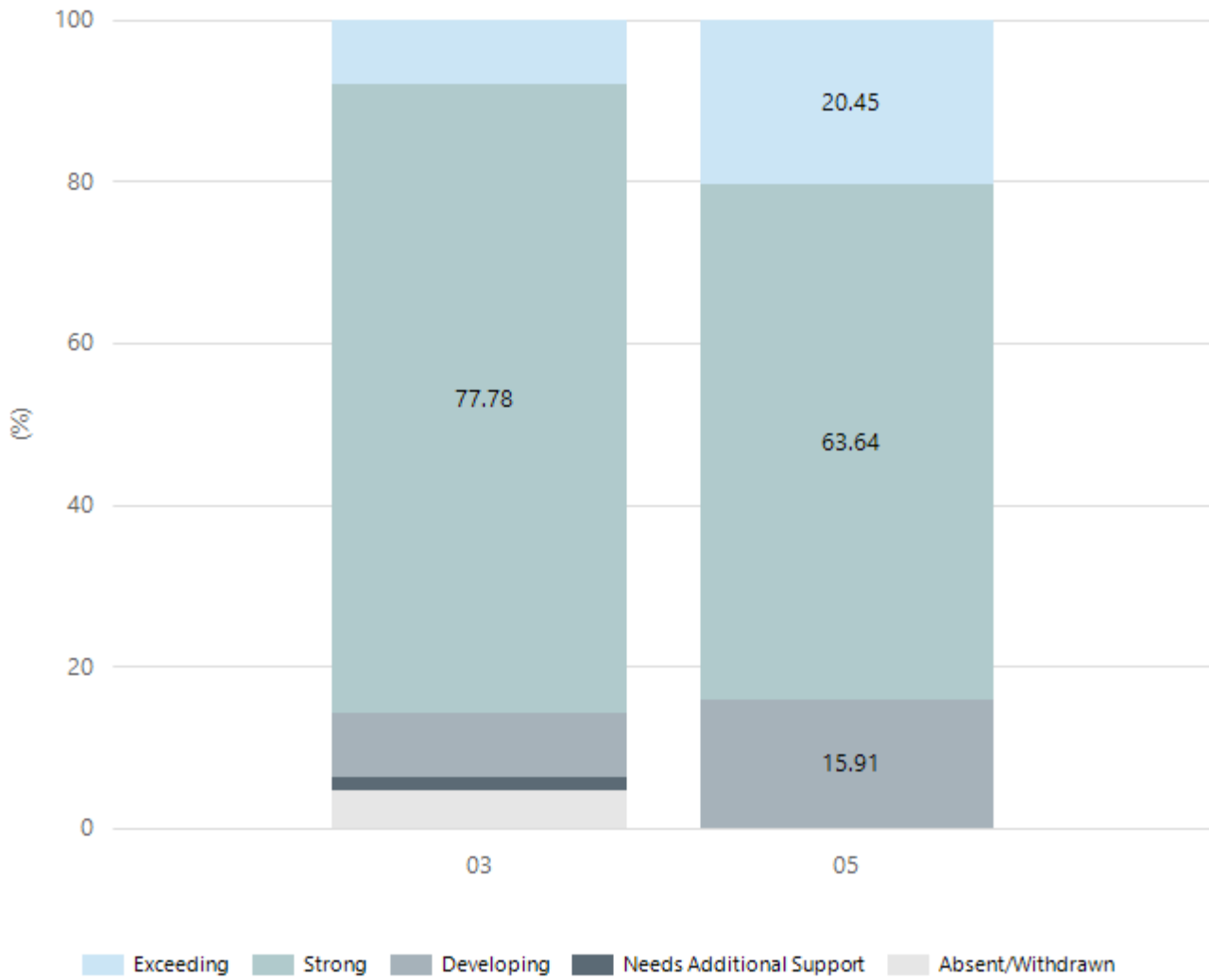
Reading



Year Level	03	05
Exceeding	12	10
Strong	29	27
Developing	16	6
Needs Additional Support	4	1
Absent/Withdrawn	2	
Total	63	44

Data Source: Department for Education Assessment Data Holdings, 2024. If there are less than 6 students who sat NAPLAN in a school, no information will be shown. If a year level has less than 6 students, that year level will not be shown in NAPLAN results.

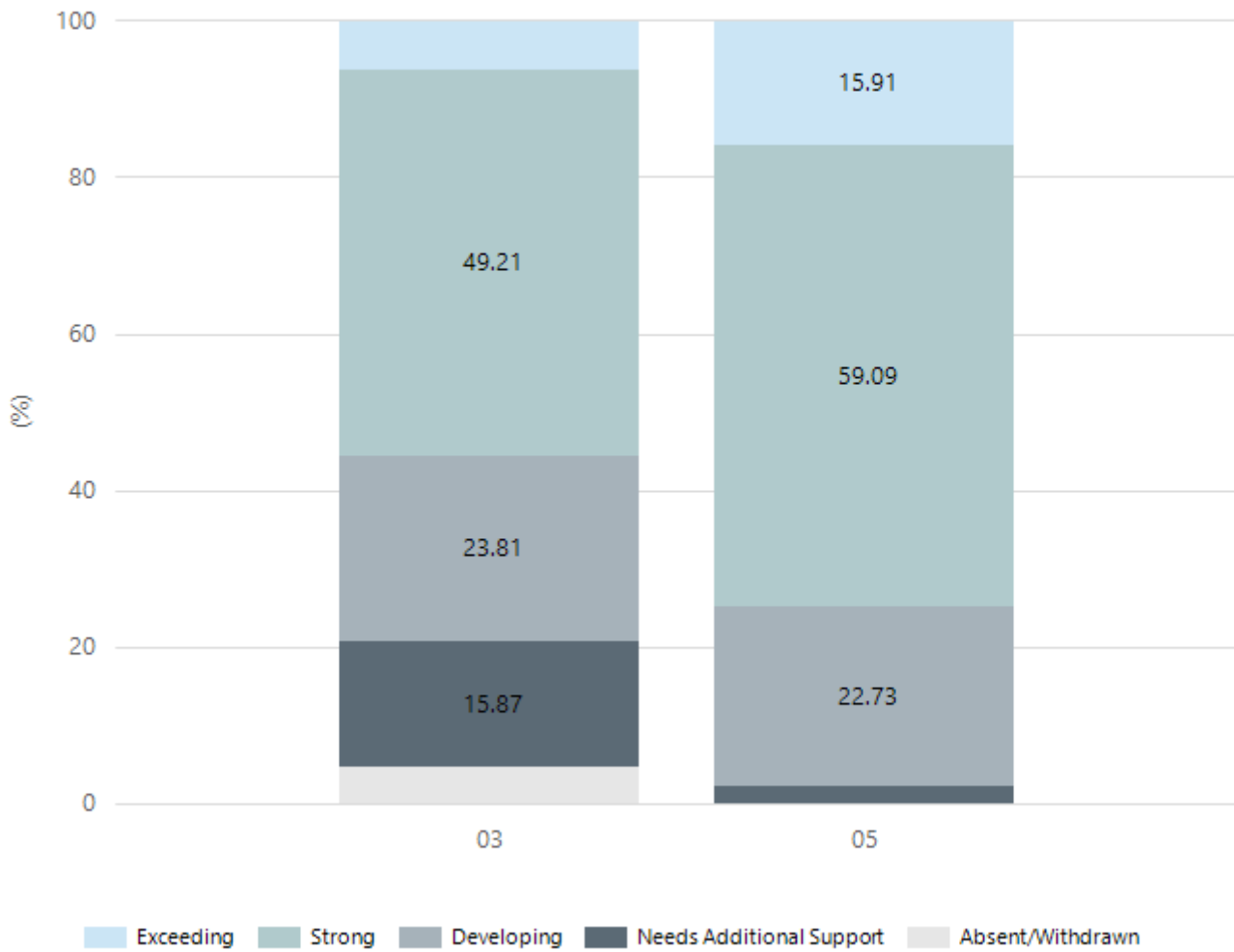
Writing



Year Level	03	05
Exceeding	5	9
Strong	49	28
Developing	5	7
Needs Additional Support	1	
Absent/Withdrawn	3	
Total	63	44

Data Source: Department for Education Assessment Data Holdings, 2024. If there are less than 6 students who sat NAPLAN in a school, no information will be shown. If a year level has less than 6 students, that year level will not be shown in NAPLAN results.

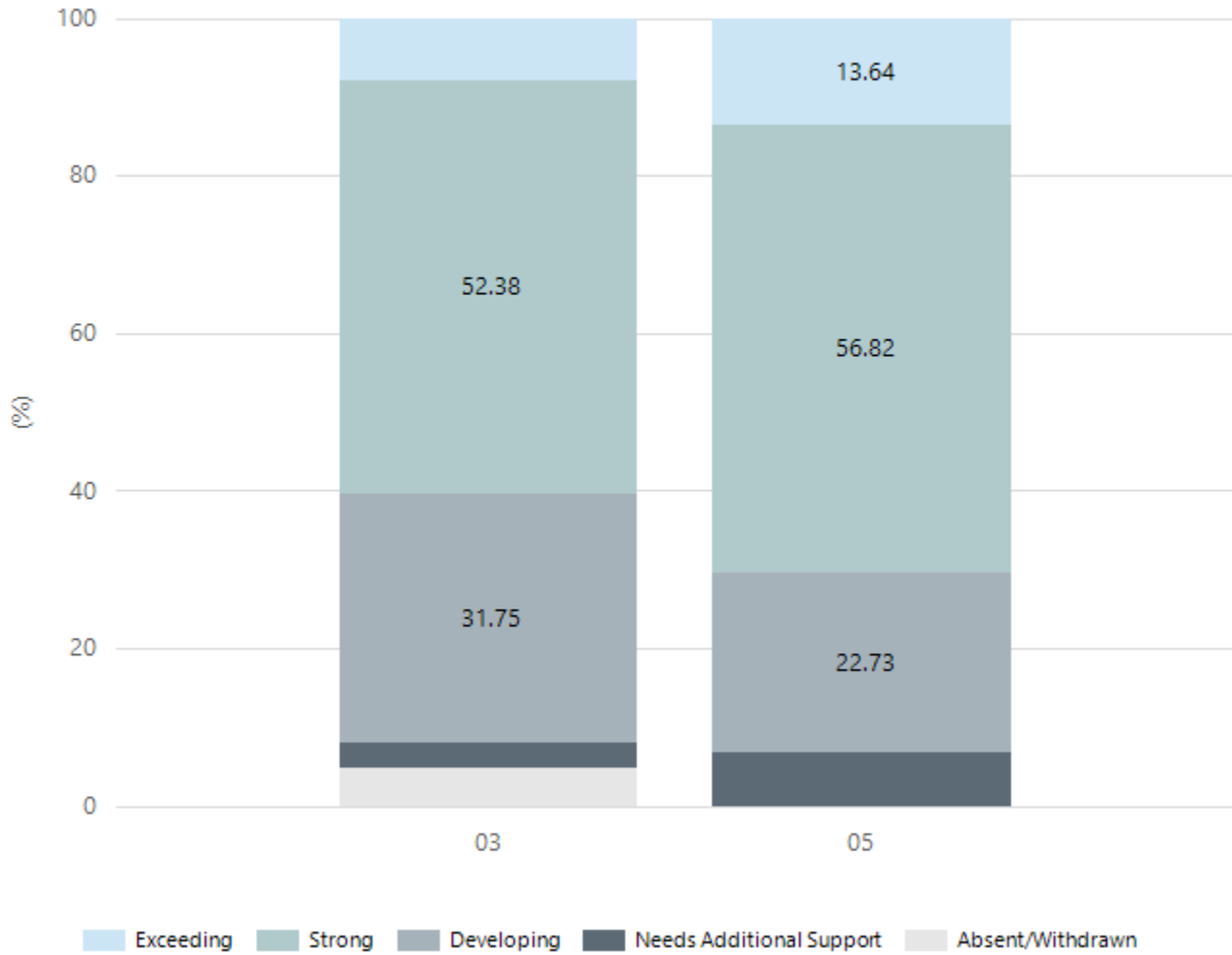
Grammar



Year Level	03	05
Exceeding	4	7
Strong	31	26
Developing	15	10
Needs Additional Support	10	1
Absent/Withdrawn	3	
Total	63	44

Data Source: Department for Education Assessment Data Holdings, 2024. If there are less than 6 students who sat NAPLAN in a school, no information will be shown. If a year level has less than 6 students, that year level will not be shown in NAPLAN results.

Spelling



Year Level	03	05
Exceeding	5	6
Strong	33	25
Developing	20	10
Needs Additional Support	2	3
Absent/Withdrawn	3	
Total	63	44

Data Source: Department for Education Assessment Data Holdings, 2024. If there are less than 6 students who sat NAPLAN in a school, no information will be shown. If a year level has less than 6 students, that year level will not be shown in NAPLAN results.

School Attendance

Year Level	2022	2023	2024
Reception	90.1%	92.6%	90.7%
Year 01	90.3%	89.3%	90.4%
Year 02	89.7%	89.6%	88.7%
Year 03	90.2%	88.8%	89.5%
Year 04	91.7%	89.4%	90.4%
Year 05	90.4%	88.9%	90.0%
Year 06	90.0%	92.6%	86.9%
Total	90.3%	90.2%	89.6%

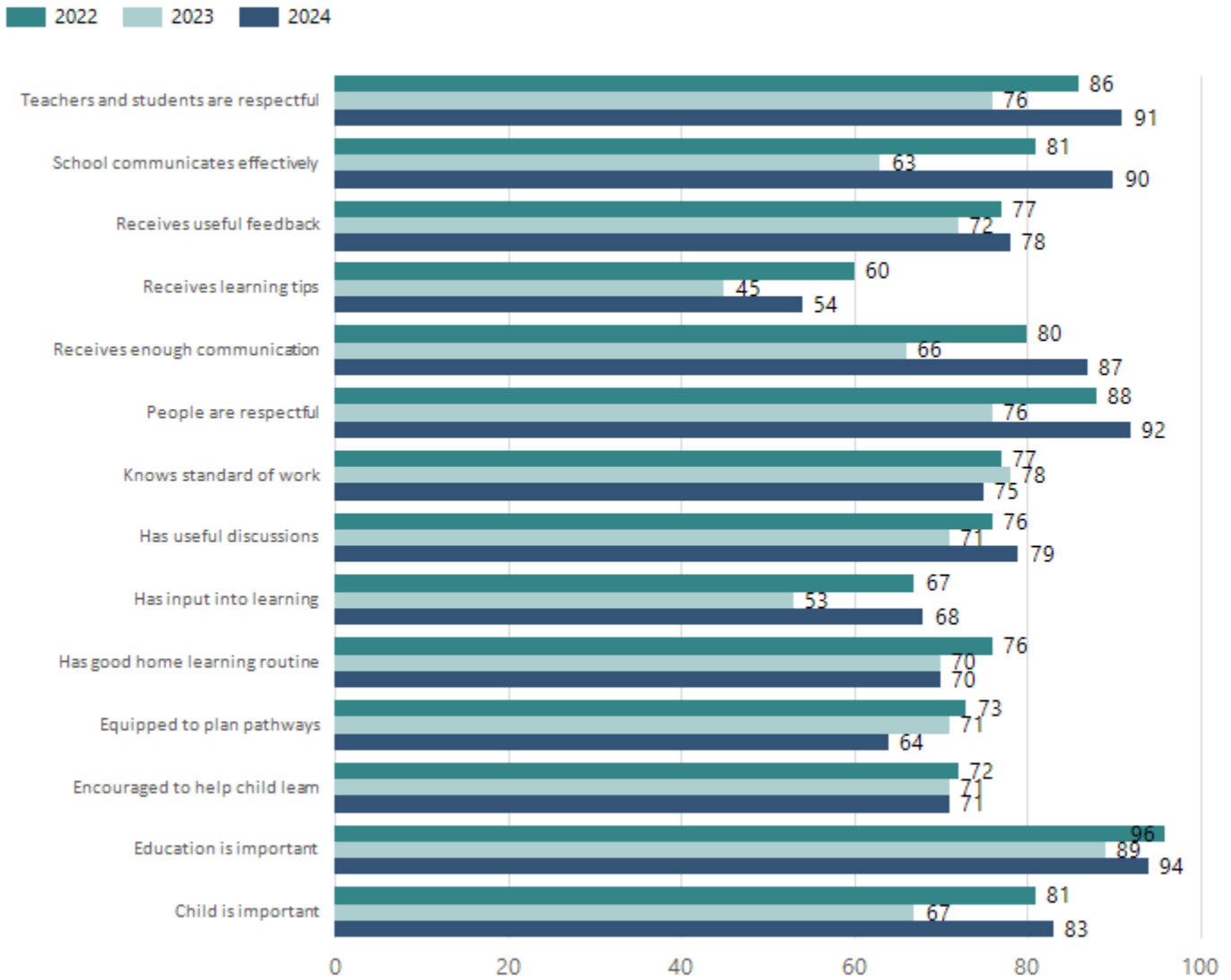
Data Source: Department for Education Attendance Data, Semester 1 Report 2024. A blank cell indicates there were no students enrolled. 'Primary Other' includes students enrolled in specialised education options. 'Secondary Other' includes students who have already spent a year at Year 12 and elected to undertake further study at Year 12.

Attendance Comment

In South Australia, all children and young people must be in school from 6 years to 16 years old. They must attend a government or non-government school full time. From age 16 to 17 however, young people must attend school or an approved learning program (such as an apprenticeship, traineeship, accredited course or university). Schools and parents must encourage and support students to come to school every day. Parents and caregivers must make sure their child is enrolled in a school, and attends school all day and everyday it is open, unless a child is sick or has an approved exemption. Teachers and leaders actively follow up when a student misses school, including recording all absences and non-attendance. All schools in South Australia have local attendance procedures governed under the Education and Children's Services Regulations 2020.

School Parent Opinion Survey Results

Proportion of agree/strongly agree response(%)



Data Source: 2024 Department for Education Parent Opinions Survey, Term 3 2024.

Intended Destination

Leave Reason	Number	%
IS - INTERSTATE	3	25.0%
NG - ATTENDING NON-GOV SCHOOL IN SA	6	50.0%
OV - LEFT SA FOR OVERSEAS	1	8.0%
TG - TRANSFERRED TO SA GOVERNMENT SCHOOL	1	8.0%
U - UNKNOWN	1	8.0%

Data Source: Department for Education Destination Data Report, 2024. Data extract term 3 2024. Data shows recorded destinations for students that left the school in the previous year. Data is uploaded by schools in term 3 and may not reflect final or total figures at time of report creation.

Highest Qualifications held by the teaching workforce and workforce composition

All teachers at this school are qualified and registered with the SA Teachers Registration Board.

Qualification Level	Number of Qualifications
Bachelor's degrees or Diplomas	17
Postgraduate Qualifications	6

Data Source: Data extracted from Mandatory Workforce Information Collections as on the last pay date of June 2024. As self-reported by staff in the system.

Please note: Data includes staff who are Actively employed and on extended paid leave. Please note only the highest qualification of the Teaching staff is reported. Excludes any number of other certifications earned.

Workforce composition including indigenous staff

	Non-Teaching Staff		Teaching Staff	
	Indigenous	Non-Indigenous	Indigenous	Non-Indigenous
Full-Time Equivalents	0.0	7.6	1.0	22.2
Persons	0.0	9.0	1.0	23.0

Data Source: Data extracted from Mandatory Workforce Information Collection as on the last pay date of June 2024.

Please note: Data includes staff who are actively employed and on extended paid leave. "Indigenous category" is self-reported by staff in the system.

Financial Statement

Funding Source	Amount
Grants: State	\$3946737.05
Grants: Commonwealth	
Parent Contributions	\$107235.70
Fund Raising	\$12283.85
Other	\$34637.95

Data Source: School supplied data.