

2023 annual report to the
Community

Whyalla Town Primary School

Whyalla Town Primary School number: 478

Partnership: Whyalla



School principal:

Meleika Hobba

Meleika Hobba Signature

Date of endorsement:

07/02/2024



Government
of South Australia
Department for Education

Context Statement

Whyalla Town Primary School caters for students from R-6. At the time of this report, the enrolment in 2023 is 309. Whyalla Town Primary School is classified as Category 4 on the Department for Education Index of Educational Disadvantage. At the time of this report, the school population includes 4% Aboriginal students, 25% students with disabilities, 3% students with English as an additional language or dialect (EALD) funded background, 2% children/young people in care. Further information about the school is available on the school's website (including its context statement), as well as the My School website.

Performance Summary

NAPLAN Proficiency

In 2023, the Australian Curriculum, Assessment and Reporting Authority (ACARA) - a Commonwealth Independent statutory authority - announced changes to NAPLAN performance reporting. This new way of reporting by ACARA that NAPLAN results from 2023 will not be comparable to previous years. The new approach replaces the previous numerical NAPLAN bands and the national minimum standard.

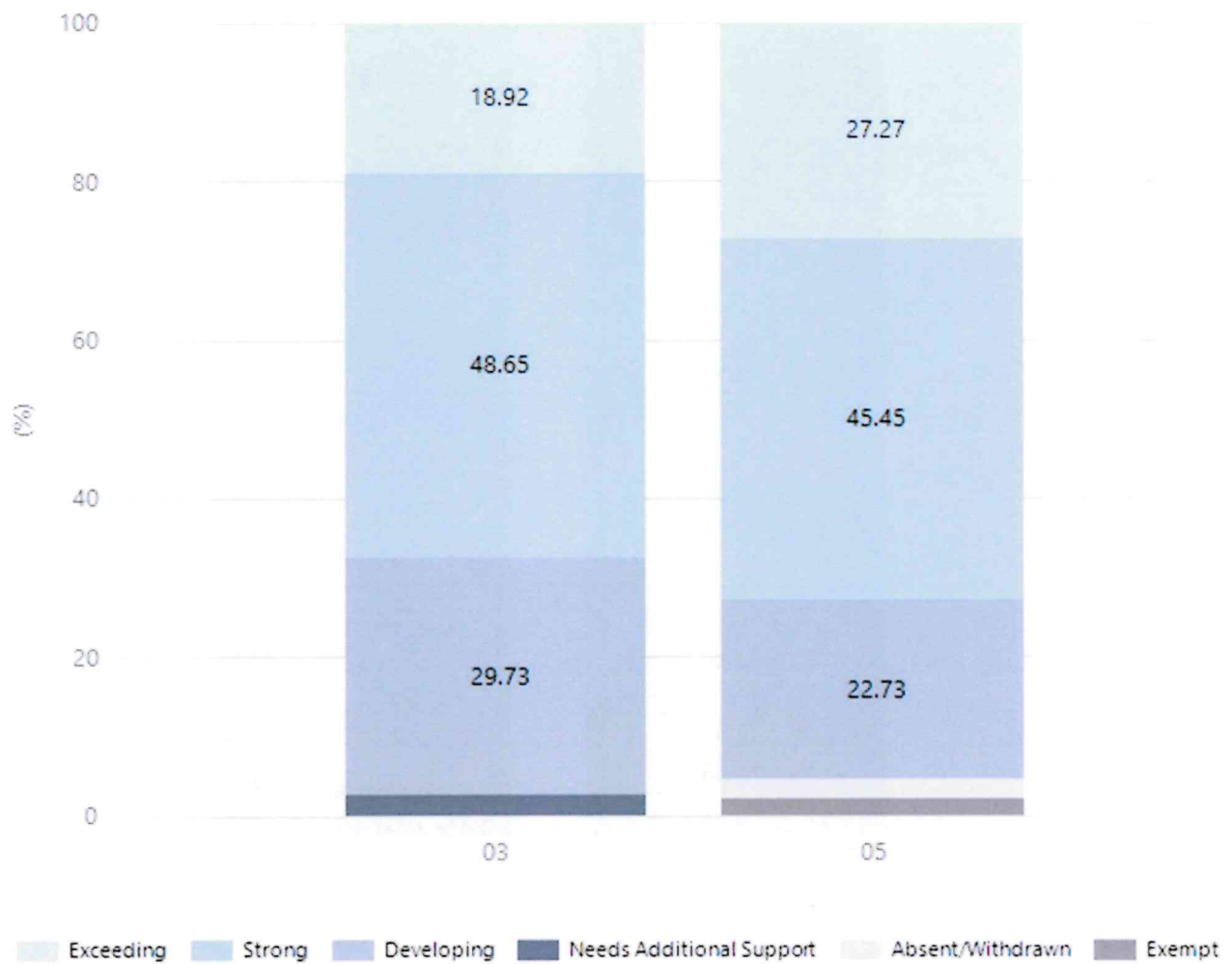
Numeracy



Year Level	03	05
Exceeding	2	5
Strong	21	26
Developing	13	10
Needs Additional Support	1	1
Absent/Withdrawn		1
Exempt		1
Total	37	44

Data Source: Department for Education Assessment Data Holdings, 2023. When there are less than six students in a cohort, no data is supplied.

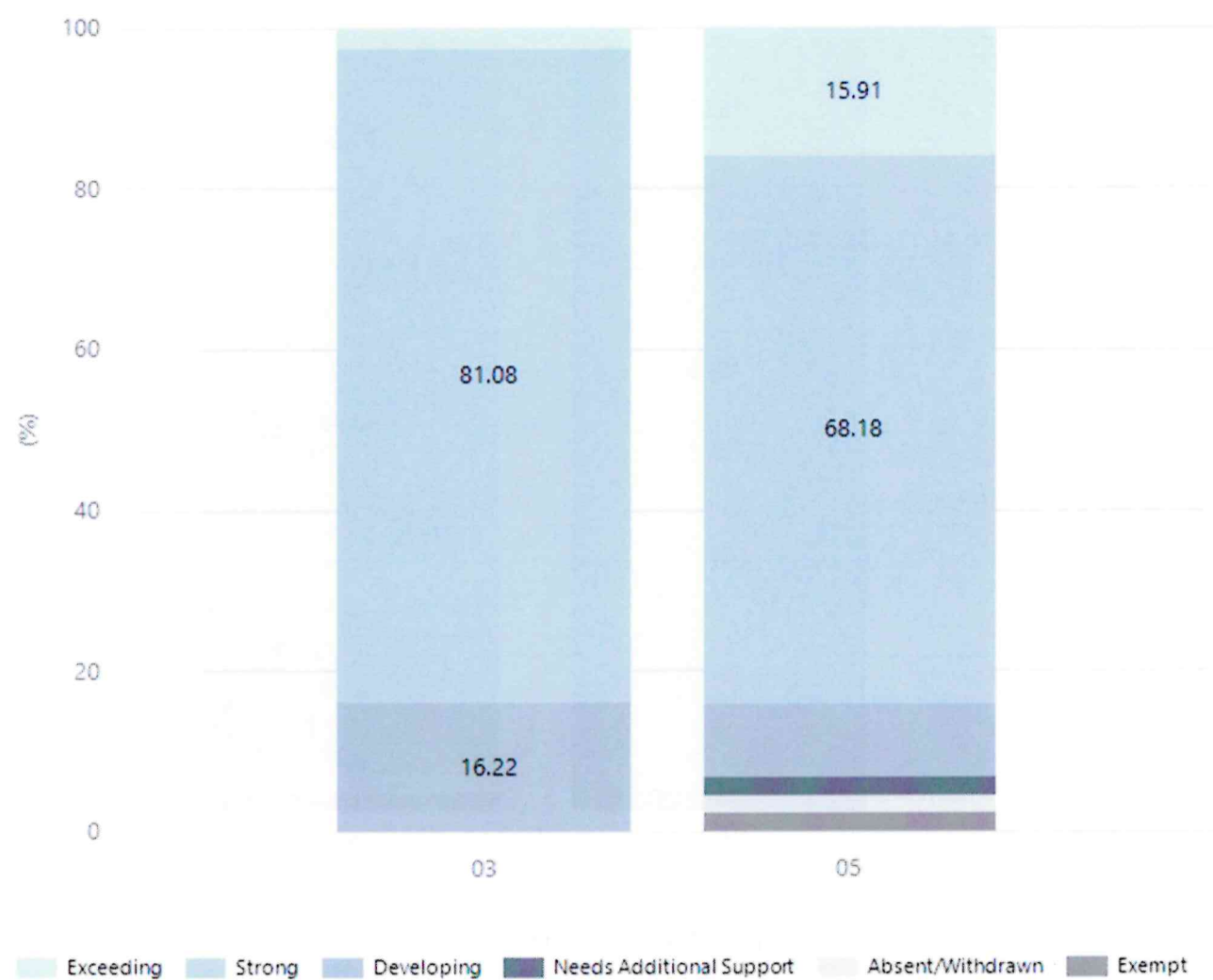
Reading



Year Level	03	05
Exceeding	7	12
Strong	18	20
Developing	11	10
Needs Additional Support	1	
Absent/Withdrawn		1
Exempt		1
Total	37	44

Data Source: Department for Education Assessment Data Holdings, 2023. When there are less than six students in a cohort, no data is supplied.

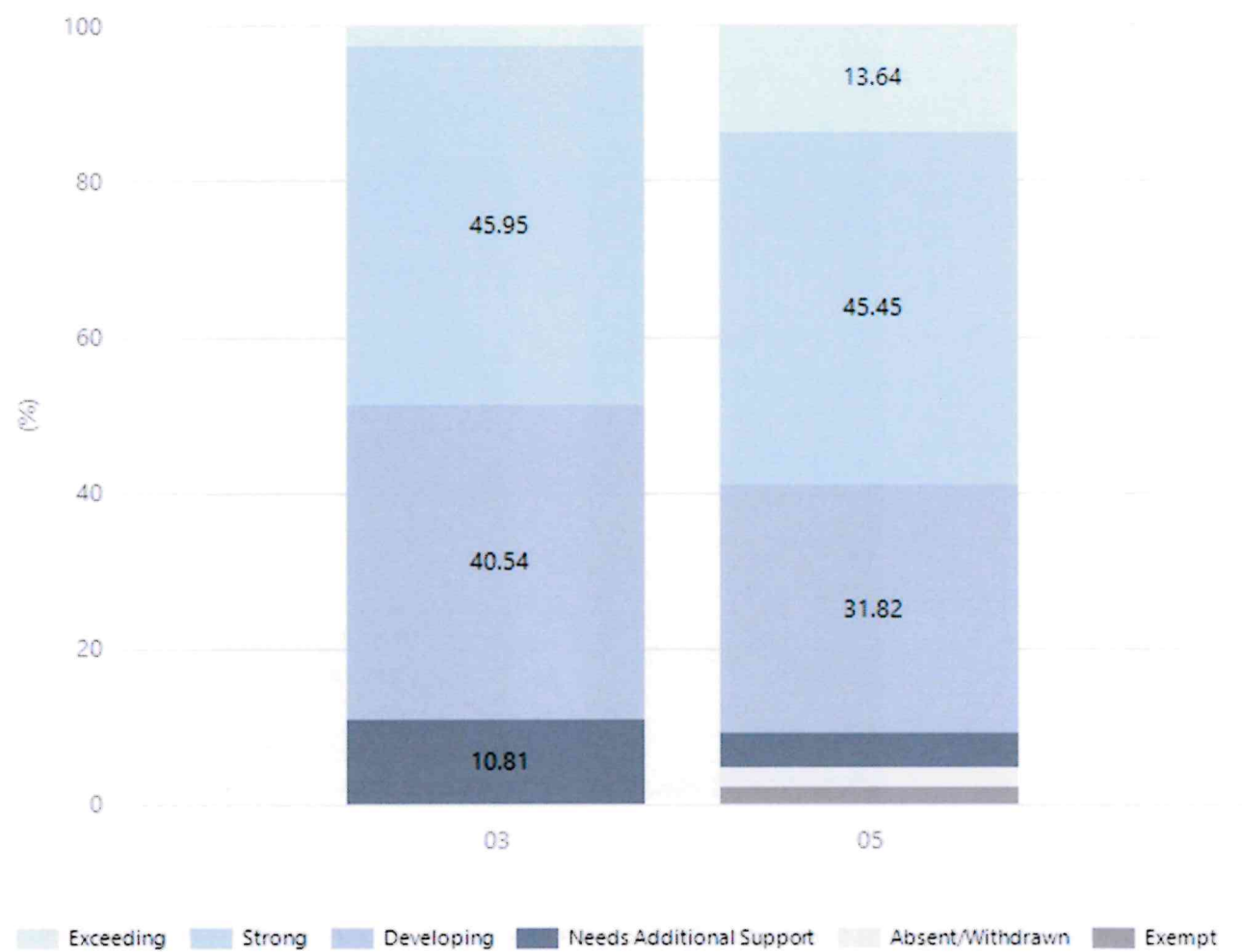
Writing



Year Level	03	05
Exceeding	1	7
Strong	30	30
Developing	6	4
Needs Additional Support		1
Absent/Withdrawn		1
Exempt		1
Total	37	44

Data Source: Department for Education Assessment Data Holdings, 2023. When there are less than six students in a cohort, no data is supplied.

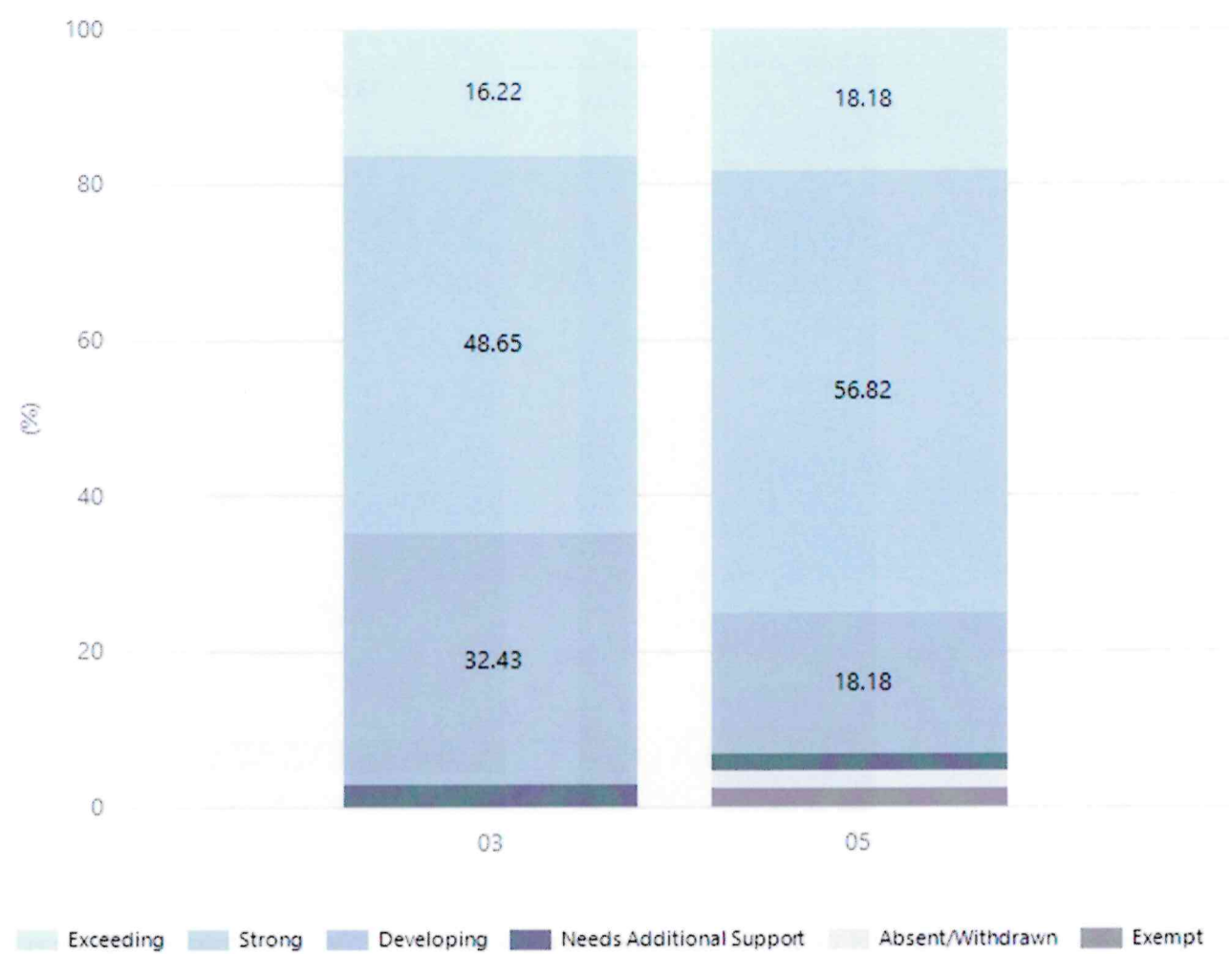
Grammar



Year Level	03	05
Exceeding	1	6
Strong	17	20
Developing	15	14
Needs Additional Support	4	2
Absent/Withdrawn		1
Exempt		1
Total	37	44

Data Source: Department for Education Assessment Data Holdings, 2023. When there are less than six students in a cohort, no data is supplied.

Spelling



Year Level	03	05
Exceeding	6	8
Strong	18	25
Developing	12	8
Needs Additional Support	1	1
Absent/Withdrawn		1
Exempt		1
Total	37	44

Data Source: Department for Education Assessment Data Holdings, 2023. When there are less than six students in a cohort, no data is supplied.

School Attendance

Year Level	2021	2022	2023
Reception	92.7%	90.1%	92.6%
Year 01	92.5%	90.3%	89.3%
Year 02	91.5%	89.7%	89.6%
Year 03	93.9%	90.2%	88.8%
Year 04	92.1%	91.7%	89.4%
Year 05	92.6%	90.4%	88.9%
Year 06	91.6%	90.0%	92.6%
Year 07	92.7%		
Total	92.5%	90.4%	90.2%

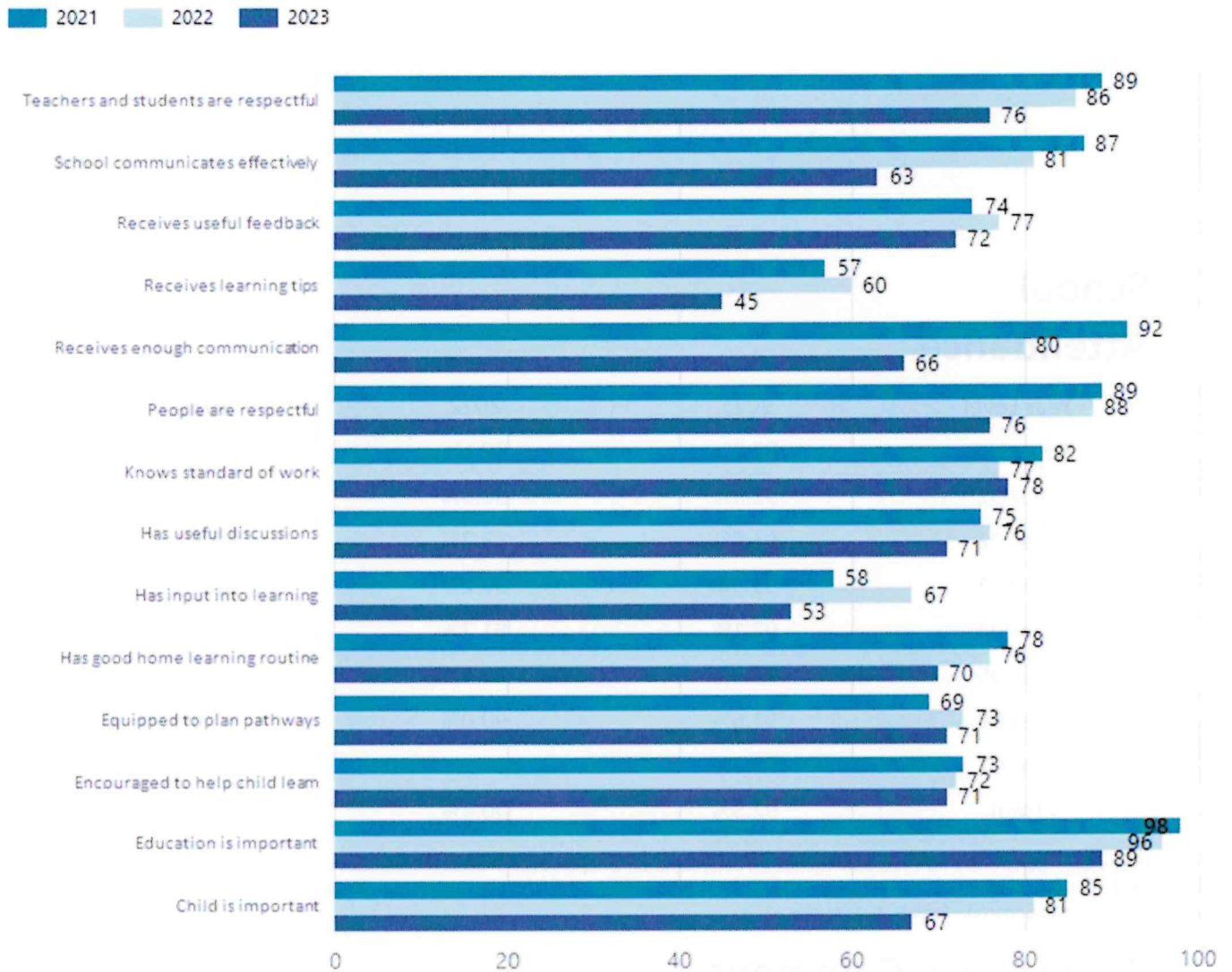
Data Source: Department for Education Attendance Data, Semester 1 Report 2023. A blank cell indicates there were no students enrolled. 'Primary Other' includes students enrolled in specialised education options. 'Secondary Other' includes students who have already spent a year at Year 12 and elected to undertake further study at Year 12.

Attendance Comment

In South Australia, all children and young people must be in school from 6 years to 16 years old. They must attend a government or non-government school full time. From age 16 to 17 however, young people must attend school or an approved learning program (such as an apprenticeship, traineeship, accredited course or university). Schools and parents must encourage and support students to come to school every day. Parents and caregivers must make sure their child is enrolled in a school, and attends school all day and everyday it is open, unless a child is sick or has an approved exemption. Teachers and leaders actively follow up when a student misses school, including recording all absences and non-attendance. All schools in South Australia have local attendance procedures governed under the Education and Children's Services Regulations 2020.

Parent Opinion Survey Results

Proportion of agree/strongly agree response(%)



Data Source: 2023 Department for Education Parent Opinions Survey, Term 3 2023.

Intended Destination

Leave Reason	Number	%
NG - ATTENDING NON-GOV SCHOOL IN SA	21	66.0%
NS - LEFT SA FOR NSW	1	3.0%
QL - LEFT SA FOR QLD	1	3.0%
TG - TRANSFERRED TO SA GOVERNMENT SCHOOL	9	28.0%

Data Source: Department for Education Destination Data Report, 2023. Data extract term 3 2023. Data shows recorded destinations for students that left the school in the previous year. Data is uploaded by schools in term 3 and may not reflect final or total figures at time of report creation.

Highest Qualifications held by the teaching workforce and workforce composition

All teachers at this school are qualified and registered with the SA Teachers Registration Board.

Qualification Level	Number of Qualifications
Bachelor's degrees or Diplomas	18
Postgraduate Qualifications	6

Data Source: Data extracted from Mandatory Workforce Information Collections as on the last pay date of June 2023. As self-reported by staff in the system.

Please note: Data includes staff who are Actively employed and on extended paid leave. Please note only the highest qualification of the Teaching staff is reported. Excludes any number of other certifications earned.

Workforce composition including indigenous staff

	Non-Teaching Staff		Teaching Staff	
	Indigenous	Non-Indigenous	Indigenous	Non-Indigenous
Full-Time Equivalents	0.0	8.8	1.0	22.0
Persons	0.0	11.0	1.0	23.0

Data Source: Data extracted from Mandatory Workforce Information Collection as on the last pay date of June 2023.

Please note: Data includes staff who are actively employed and on extended paid leave. "Indigenous category" is self-reported by staff in the system.

Financial Statement

Funding Source	Amount
Grants: State	3653825
Grants: Commonwealth	226000
Parent Contributions	60602
Fund Raising	12226
Other	59562

Data Source: School supplied data.

Governing Council Report

In 2023, Meleika Hobba continued in the Principal position, for her second full year.

2023 saw the return of several fundraising events, as well as the establishment of new events. We held several well-known fundraisers, notably the Mother's Day and Father's Day stalls and the annual Fun Run. 2023 also saw the inaugural 'Amazing Race' run, which saw over 100 school members participate in a race around Whyalla, which was supported by some amazing community members and organisations through donations and hosting of stations. In addition, we were also fortunate to hold a Schnitzel night at the Eyre Hotel. These events would not have been possible without the support of our amazing volunteers and school community.

Our canteen and Out of School Hours Care program (OSHC) both continue to provide our school community with excellent service. We are grateful to Wendy and her team for continuing to provide our students with delicious and high-quality food on a weekly basis. We welcomed Natasha into the role of OSHC Director in 2023, and we thank Natasha and her team for providing an OSHC program to support our families. OSHC is still a profitable service, with sourcing qualified staff as the main concern in 2024.

We continued to see improvements to our grounds and facilities in 2023 including a new grass area in the Junior Primary area, repurposing the old toilet block, improvements to the upper primary yard area, and the resurfacing of the quad.

2023 saw the initial phase of the re-branding process with the new logo approved. The first items to be rolled out with our new logo are the student school bags and reader folders. This will be a gradual process continuing into 2024.

Governing Council would not have achieved what it did in 2023 without the ongoing support, time and commitment from my fellow counsellors, Nicola, Sarah, Nikki, and Clare and I thank them for this. I also thank Meleika, Penny and Astrid for their ongoing commitment to Governing Council and supporting us with all our plans.

Lauren Shivvaan

Chairperson, Whyalla Town Primary School Governing Council

